



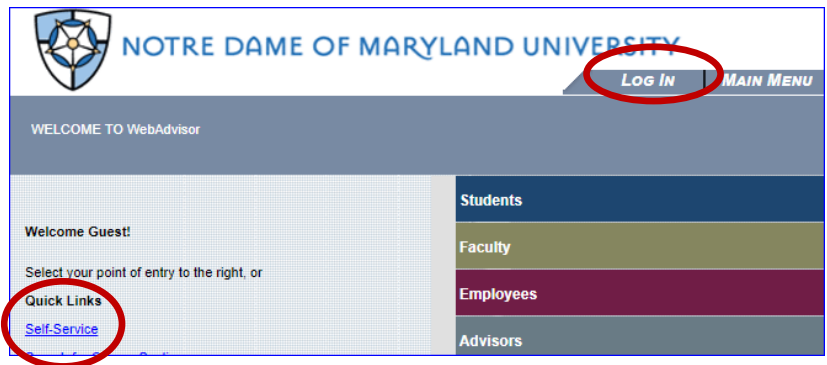
COVID-19 and Vaccine Reporting

To ensure that Notre Dame of Maryland University can provide information and resources to members of our University community, the University is requesting that individuals submit COVID-19 test results and COVID-19 proof of vaccination.

Please follow the steps below to submit appropriate documentation.

Login in to WebAdvisor,
using your NDMU credentials:
adviser.ndm.edu

Select: [Self-Service](#)



Enter your NDMU email address and GatorPass password:

Select
'[View required documents](#)'

Notifications		
Title	Details	Link
Documents Required	There are 1 requests from your institution that require your action.	View required documents

Select
'[Manage](#)'

Required Documents					
Document	Explanation	Due Date	Requesting Office	Status	Attachments
Covid-19 Pre-Arrival Testing	COVID-19 Pre-Arrival Testing Results (Summer). To identify any asymptomatic, currently infected individuals before they ... more COVID-19 Testing information and sites For additional information and policy exceptions	ASAP	Student Services	Missing	Manage (0)
Covid-19 Vaccination Document	COVID-19 Vaccination Documentation. NDMU is requesting all on-campus students (residential & commuter) (including Elkridge and ... more Official Covid-19 Vaccine information and updates	ASAP	Student Services	Missing	Manage (0)

Click 'Choose File'

Select document & Click 'Upload'

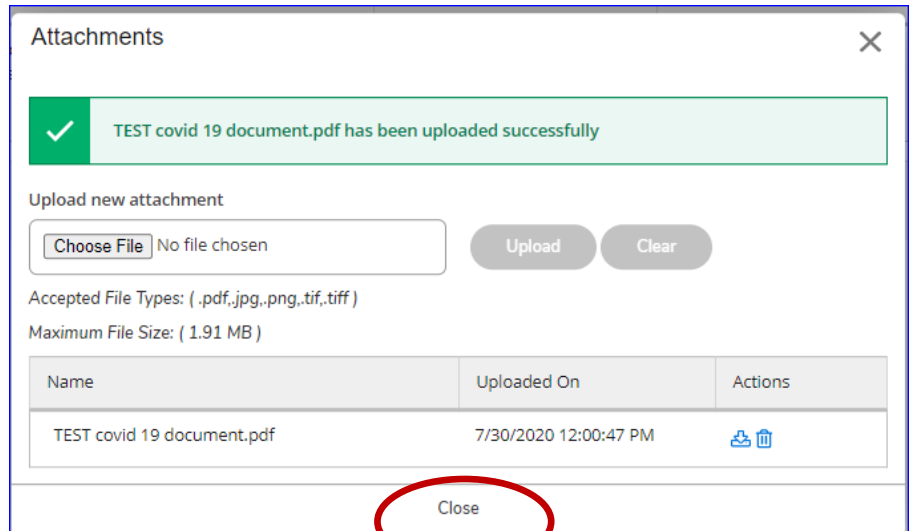
NOTE: Accepted File Types:





The screenshot shows a dialog box titled "Attachments" with a close button (X) in the top right corner. Below the title is the text "Upload new attachment". There is a text input field containing "Choose File" and "No file chosen", with the "Choose File" button circled in red. To the right of the input field are two buttons: "Upload" and "Clear". Below the input field, it says "Accepted File Types: (.pdf,.jpg,.png,.tif,.tiff)" and "Maximum File Size: (1.91 MB)". At the bottom of the dialog, it says "No attachments found." and a "Close" button.

Your document has been successfully submitted.

You may now [Close](#) and [Sign out](#).



The screenshot shows the same "Attachments" dialog box, but now with a green success message at the top: "TEST covid 19 document.pdf has been uploaded successfully". Below the message is the "Upload new attachment" section with the "Choose File" button, "Upload" button, and "Clear" button. It also lists the accepted file types and maximum file size. Below this is a table with the following data:

Name	Uploaded On	Actions
TEST covid 19 document.pdf	7/30/2020 12:00:47 PM	 

At the bottom of the dialog, the "Close" button is circled in red.